



Electrolux
PROFESSIONAL

Modular Cooking Range Line 700XP 1/2 Module Ambient Worktop with Closed Front

ITEM # _____

MODEL # _____

NAME # _____

SIS # _____

AIA # _____

Main Features

- Heavy duty internal frame in Stainless steel.
- Unit to be installed on other 700 line bases.
- Right angled side edges eliminate gaps and possible dirt traps between units.
- Suitable for countertop installation.

Construction

- One piece pressed 1.5 mm work top in Stainless steel.
- Stainless steel top provides a heavy duty work surface under any load.

Optional Accessories

- Junction sealing kit PNC 206086 ☐
- Support for bridge type system, 800mm PNC 206137 ☐
- Support for bridge type system, 1000mm PNC 206138 ☐
- Support for bridge type system, 1200mm PNC 206139 ☐
- Support for bridge type system, 1400mm PNC 206140 ☐
- Support for bridge type system, 1600mm PNC 206141 ☐
- Support for bridge type system, 400mm PNC 206154 ☐
- Stand with 2 supports, 400mm PNC 206183 ☐
- Water coulmn with swivel arm (water column extension not included) PNC 206289 ☐
- Water column extension for 700 line PNC 206291 ☐
- Chimney upstand, 400mm PNC 206303 ☐
- Right and left side handrails PNC 206307 ☐
- BACK HANDRAIL 800 MM - MARINE PNC 206308 ☐
- Frontal handrail 400mm PNC 216046 ☐
- Frontal handrail 800mm PNC 216047 ☐
- Frontal handrail 1200mm PNC 216049 ☐
- Frontal handrail 1600mm PNC 216050 ☐
- Large handrail - portioning shelf, 400mm PNC 216185 ☐
- Large handrail - portioning shelf, 800mm PNC 216186 ☐
- 2 side covering panels for top appliances PNC 216277 ☐

371116 (E7WTNDN000)

Ambient worktop with
closed front, 1/2 module

Short Form Specification

Item No. _____

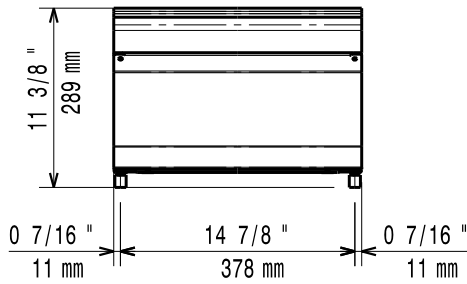
To be installed on 700XP refrigerated/freezer bases, open base cupboards, bridging supports or cantilever systems. Exterior panels and work top in stainless steel with Scotch Brite finish. One piece pressed work top in 1.5 mm thick stainless steel. Right-angled side edges to allow flush-fitting junction between units.

APPROVAL: _____

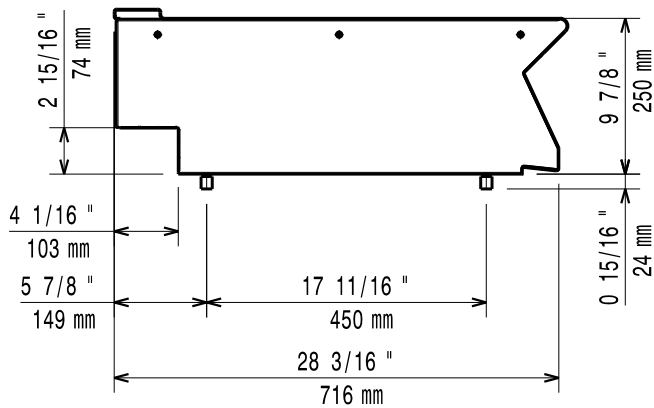


Experience the Excellence
www.electroluxprofessional.com


Front



Side



Top



Key Information:

External dimensions, Width:	
371116 (E7WTNDN000)	400 mm
External dimensions, Depth:	730 mm
External dimensions, Height:	250 mm
Net weight:	10 kg